

Pietraviva

PIETRAVIVA
MODULO GRIGIO CHIARO
40,8x61,4 - 16"x24"
40,8x40,8 - 16"x16"
20,3x40,8 - 8"x16"
20,3x20,3 - 8"x8"
Esterno - Outdoor



Collection

Pietraviva

GRES PORCELLANATO BODY-COLOR



DORATO




GRIGIO CHIARO



GREIGE



ROSATO



60,4x90,6 - 24"x36"

■ ◆ ▲
Naturale/Rettificato
 Matte/Rectified
 Matt/Rektifiziert
 Matt/Rectifié

◆
Silk/Rettificato
 Silk/Rectified
 Silk/Rektifiziert
 Silk/Rectifié

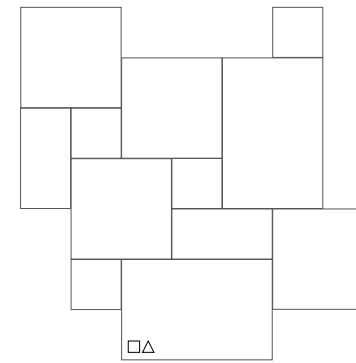
▲
Esterno/Rettificato
 Outdoor/Rectified
 Aussenbereich/Rektifiziert
 Exterieur/Rectifié



40,8x61,4 - 16"x24"

□ ▲
Naturale
 Matte
 Matt
 Matt

▲
Esterno
 Outdoor
 Aussenbereich
 Exterieur



MODULO
 40,8x61,4 - 16"x24"
 40,8x40,8 - 16"x16"
 20,3x40,8 - 8"x16"
 20,3x20,3 - 8"x8"

PIETRAVIVA
 ROSATO 60,4x90,6 - 24"x36"
 Silk/Rettificato - Silk/Rectified



PIETRAVIVA
 MODULO DORATO
 40,8x61,4 - 16"x24"
 40,8x40,8 - 16"x16"
 20,3x40,8 - 8"x16"
 20,3x20,3 - 8"x8"
 Naturale - Matte

DORATO 60,4x90,6 - 24"x36" ± 20 mm
 Esterno - Outdoor

Collection

Pietraviva 2cm

GRES ++



DORATO




GRIGIO CHIARO



GREIGE



ROSATO



60,4x90,6 - 24"x36" ± 20 mm

Bordo sagomato
 Shaped edge
 Geformter Rand
 Bord irrégulier



Esterno
 Outdoor
 Aussenbereich
 Extérieur

| Formato Size Format Format | Articolo Item Artikel Article | Esterno Outdoor Aussenbereich Extérieur | Scatole | | | Pallet | | Spessore Thickness Stärke Epaisseur | | |
|-------------------------------------|---|--|---|---|---------------------------------------|-------------------------------------|-----------------------------------|--|----------------------|-------|
| | | | PZ/SC Pcs/Box Stck/Ktn Pcs/Boîte | MQ/SC Sqm/Box Qm/Ktn M ² /Boîte | KG/SC Kg/Box Kg/Ktn Kg/Boîte | COLLI Boxes Kartons Boîtes | MQ Sqm Qm M ² | | KG Kg Kg Kg | |
| | Dorato Grigio Chiaro Greige Rosato | | 2PV92E 2PV93E 2PV94E 2PV98E | 1 | 0,547 | 25 | 48 | 26,256 | 1210 | 20 mm |

• Bordo sagomato - Shaped edge - Geformter Rand - Bord irrégulier

EN 14411:2012 ANNEX G GROUP BIa UGL

GRES ++

| PAVIMENTO Floor coverings Bodenbeläge Sol | RESIDENZIALE Residential areas Wohnggebiete Zones résidentielles | TRAFFICO LEGGERO Light traffic areas Geringe Begehungsfrequenz Zones à trafic léger | TRAFFICO PESANTE Heavy traffic areas Starke Begehungsfrequenz Zones à trafic intense | ESTERNO Outdoor areas Außenbereiche Espaces extérieurs | ZONE LIMITROFE A PISCINA Swimming pool areas Schwimmbadbereich Abords de piscines |
|--|---|--|---|---|--|
|--|---|--|---|---|--|


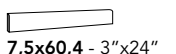



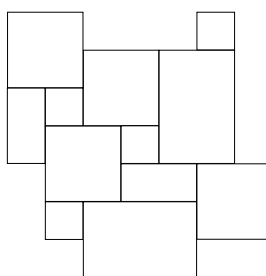
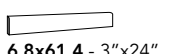
Piastrelle con media variazione di tono e disegno
 Tiles with moderate shade and aspect variation
 Fliesen mit gemäßigter unterschiedlichen Tonalitäten und Muster
 Carreaux avec faible différence de nuance et structure



PIETRAVIVA

GRES PORCELLANATO BODY-COLOR

| Formato Size Format Format | Articolo Item Artikel Article | Naturale/Rettificato Matte/Rectified Matt/Rektifiziert Matt/Rectifie | Silk/Rettificato Silk/Rectified Silk/Rektifiziert Silk/Rectifie | Esterno/Rettificato Outdoor/Rectified Aussenbereich/Rektifiziert Exterieur/Rectifie | Scatole | | | Pallet | | | Spessore Thickness Stärke Epaisseur |
|--|---|---|--|--|----------------------------------|--|------------------------------|----------------------------|-----------------------------|----------------|--|
| | | | | | PZ/SC | MQ/SC | KG/SC | COLLI | MQ | KG | |
| | | | | | Pcs/Box Stck/Ktn Pcs/Boîte | Sqm/Box Qm/Ktn M ² /Boîte | Kg/Box Kg/Ktn Kg/Boîte | Boxes Kartons Boîtes | Sqm Qm M ² | Kg Kg Kg | |
|  60,4x90,6 - 24"x36" | Dorato Grigio Chiaro Greige Rosato | - PVSR693 PVSR694 - | PV692R PV693R PV694R PV698R | PV692ER PV693ER PV694ER PV698ER | 3 | 1,641 | 36,5 | 32 | 52,512 | 1178 | 10 mm |
|  7,5x60,4 - 3"x24" Battiscopa - Bullnose Sockel - Plinthe | Dorato Grigio Chiaro Greige Rosato | | PVB602R PVB603R PVB604R PVB608R | | 22 | MI. 13,288 | 22 | | | | |

| Formato Size Format Format | Articolo Item Artikel Article | Naturale Matte Matt Matt | Esterno Outdoor Aussenbereich Exterieur | Scatole | | | Pallet | | | Spessore Thickness Stärke Epaisseur | |
|---|---|--------------------------------------|--|----------------------------------|--|------------------------------|----------------------------|-----------------------------|----------------|--|--|
| | | | | PZ/SC | MQ/SC | KG/SC | COLLI | MQ | KG | | |
| | | | | Pcs/Box Stck/Ktn Pcs/Boîte | Sqm/Box Qm/Ktn M ² /Boîte | Kg/Box Kg/Ktn Kg/Boîte | Boxes Kartons Boîtes | Sqm Qm M ² | Kg Kg Kg | | |
|  40,8x61,4 - 16"x24" | Dorato Grigio Chiaro Greige Rosato | PV462 PV463 PV464 PV468 | PV462E PV463E PV464E PV468E | 5 | 1,253 | 25 | 48 | 60,144 | 1210 | 9,5 mm | |
|  MODULO 40,8x61,4 - 16"x24" 40,8x40,8 - 16"x16" 20,3x40,8 - 8"x16" 20,3x20,3 - 8"x8" | Dorato Grigio Chiaro Greige Rosato | PV2MD PV3MD PV4MD PV8MD | PV2MDE PV3MDE PV4MDE PV8MDE | 6 | 0,75 | 15 | 44 | 33 | 670 | 9,5 mm | |
|  6,8x61,4 - 3"x24" Battiscopa - Bullnose Sockel - Plinthe | Dorato Grigio Chiaro Greige Rosato | PVB612 PVB613 PVB614 PVB618 | | 26 | MI. 15,964 | 21,84 | | | | | |



PIETRAVIVA
GRIGIO CHIARO 60,4x90,6 - 24"x36"
Silk/Rettificato - Silk/Rectified

EN 14411:2012 ANNEX G GROUP Bla GL

GRES PORCELLANATO BODY-COLOR

| PAVIMENTO Floor coverings Bodenbeläge Sol | RIVESTIMENTO Wall coverings Wandbeläge Faïence | RESIDENZIALE Residential areas Wohngebiete Zones résidentielles | TRAFFICO LEGGERO Light traffic areas Geringe Begehungsfrequenz Zones à trafic léger | Esterno ESTERNO Outdoor areas Außenbereiche Espaces extérieurs | Esterno ZONE LIMITROFE A PISCINA Swimming pool areas Schwimmbadbereich Abords de piscines |
|--|---|--|--|--|---|
|--|---|--|--|--|---|



Piastrelle con media variazione di tono e disegno

Tiles with moderate shade and aspect variation
Fliesen mit gemäßigter unterschiedlichen Tonalitäten und Muster
Carreaux avec faible différence de nuance et structure

